

Now Yesterday

Search:

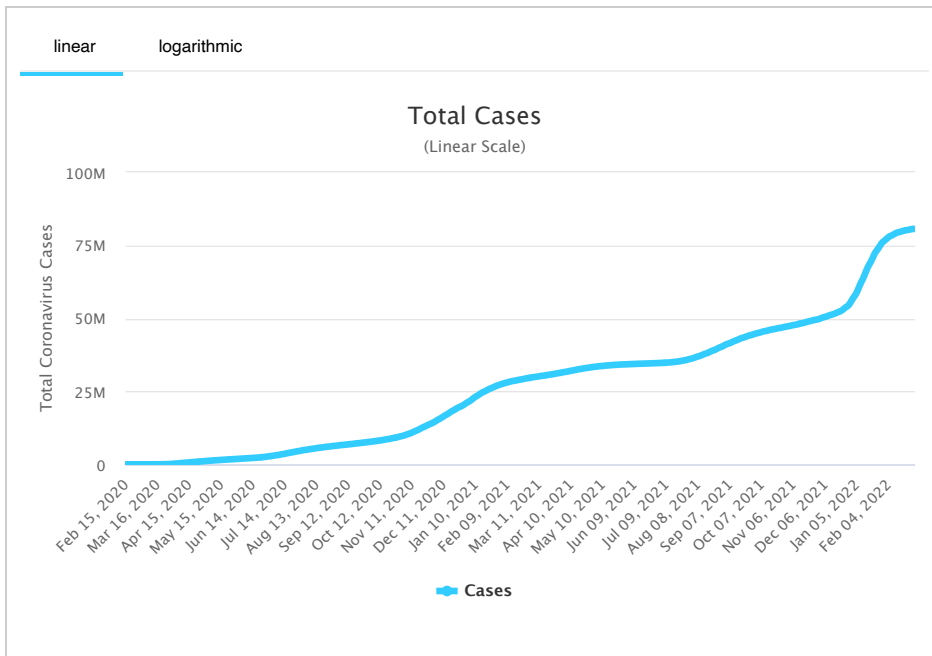
#	USA State	Total Cases	New Cases	Total Deaths	New Deaths	Total Recovered	Active Cases	Tot Cases/ 1M pop	Deaths/ 1M pop	Total Tests
	USA Total	80,647,343		975,150		53,500,262	26,171,931	243,646	2,946	950,5
1	California (/coronavirus/usa/california/)	8,975,836		85,613		N/A	N/A	227,166	2,167	147,5
2	Texas (/coronavirus/usa/texas/)	6,629,329		85,257		N/A	N/A	228,630	2,940	60,2
3	Florida (/coronavirus/usa/florida/)	5,850,431		70,084		4,167,468	1,612,879	272,395	3,263	54,0
4	New York (/coronavirus/usa/new-york/)	5,073,335		67,838		2,860,347	2,145,150	260,792	3,487	100,8
5	Illinois (/coronavirus/usa/illinois/)	3,031,220		36,910		2,816,091	178,219	239,210	2,913	54,6
6	Pennsylvania (/coronavirus/usa/pennsylvania/)	2,757,037		43,216		N/A	N/A	215,360	3,376	24,8
7	Ohio (/coronavirus/usa/ohio/)	2,653,940		36,580		2,579,905	37,455	227,044	3,129	21,6
8	North Carolina (/coronavirus/usa/north-carolina/)	2,589,517		22,570		2,534,052	32,895	246,901	2,152	25,7
9	Georgia (/coronavirus/usa/georgia/)	2,465,056		35,415		1,625,404	804,237	232,171	3,336	23,0
10	Michigan (/coronavirus/usa/michigan/)	2,360,399		34,505		1,421,905	903,989	236,351	3,455	23,5
11	New Jersey (/coronavirus/usa/new-jersey/)	2,167,515		32,915		1,642,684	491,916	244,029	3,706	17,3
12	Tennessee (/coronavirus/usa/tennessee/)	2,004,182		24,469		N/A	N/A	293,474	3,583	12,3
13	Arizona (/coronavirus/usa/arizona/)	1,976,890		27,946		1,842,698	106,246	271,599	3,839	18,2
14	Indiana (/coronavirus/usa/indiana/)	1,680,331		22,800		1,482,574	174,957	249,595	3,387	18,9
15	Massachusetts (/coronavirus/usa/massachusetts/)	1,671,292		23,424		N/A	N/A	242,480	3,398	40,9
16	Virginia (/coronavirus/usa/virginia/)	1,639,942		18,771		N/A	N/A	192,131	2,199	18,4
17	Wisconsin (/coronavirus/usa/wisconsin/)	1,571,997		13,297		N/A	N/A	269,990	2,284	15,2

18	South Carolina (/coronavirus/usa/south-carolina/)	1,461,155	16,865	951,345	492,945	283,790	3,276	15,5
19	Washington (/coronavirus/usa/washington/)	1,423,990	11,866	N/A	N/A	187,001	1,558	11,4
20	Minnesota (/coronavirus/usa/minnesota/)	1,413,576	12,289	1,392,601	8,686	250,650	2,179	18,7
21	Missouri (/coronavirus/usa/missouri/)	1,395,127	18,846	885,343	490,938	227,315	3,071	14,1
22	Colorado (/coronavirus/usa/colorado/)	1,313,779	12,508	819,389	481,882	228,137	2,172	16,6
23	Alabama (/coronavirus/usa/alabama/)	1,279,565	18,225	N/A	N/A	260,966	3,717	7,2
24	Kentucky (/coronavirus/usa/kentucky/)	1,274,681	13,758	N/A	N/A	285,312	3,079	13,5
25	Louisiana (/coronavirus/usa/louisiana/)	1,225,637	16,606	N/A	N/A	263,646	3,572	14,5
26	Oklahoma (/coronavirus/usa/oklahoma/)	1,021,595	12,990	N/A	N/A	258,176	3,283	5,4
27	Maryland (/coronavirus/usa/maryland/)	1,002,279	14,122	N/A	N/A	165,784	2,336	18,8
28	Utah (/coronavirus/usa/utah/)	922,852	4,411	898,449	19,992	287,855	1,376	9,2
29	Iowa (/coronavirus/usa/iowa/)	838,723	9,085	N/A	N/A	265,833	2,879	8,4
30	Arkansas (/coronavirus/usa/arkansas/)	819,984	10,524	803,885	5,575	271,715	3,487	6,5
31	Mississippi (/coronavirus/usa/mississippi/)	789,940	12,039	752,267	25,634	265,424	4,045	6,0
32	Kansas (/coronavirus/usa/kansas/)	766,045	7,946	687,762	70,337	262,946	2,727	2,2
33	Connecticut (/coronavirus/usa/connecticut/)	723,389	10,443	677,231	35,715	202,898	2,929	15,0
34	Oregon (/coronavirus/usa/oregon/)	693,929	6,622	507,036	180,271	164,526	1,570	10,4
35	Nevada (/coronavirus/usa/nevada/)	683,766	9,704	531,764	142,298	221,991	3,150	6,7
36	New Mexico (/coronavirus/usa/new-mexico/)	511,434	6,919	463,188	41,327	243,908	3,300	6,5
	West Virginia	490,111	6,317	480,749	3,045	273,477	3,525	5,7

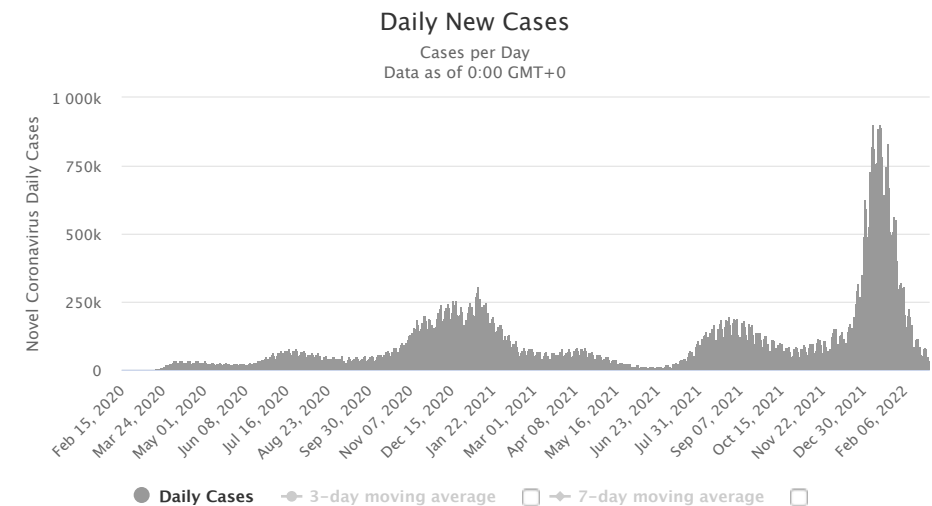
37	(/coronavirus/usa/west-virginia/)									
38	Nebraska (/coronavirus/usa/nebraska/)	453,569		3,956		N/A	N/A	234,474	2,045	5,111
39	Idaho (/coronavirus/usa/idaho/)	426,164		4,751		151,652	269,761	238,471	2,659	2,711
40	Rhode Island (/coronavirus/usa/rhode-island/)	355,925		3,412		N/A	N/A	335,981	3,221	7,411
41	New Hampshire (/coronavirus/usa/new-hampshire/)	298,362		2,377		294,518	1,467	219,430	1,748	4,411
42	Montana (/coronavirus/usa/montana/)	266,579		3,187		261,856	1,536	249,424	2,982	2,611
43	Delaware (/coronavirus/usa/delaware/)	256,621		2,709		246,084	7,828	263,535	2,782	1,011
44	North Dakota (/coronavirus/usa/north-dakota/)	238,053		2,192		234,758	1,103	312,380	2,876	611
45	Hawaii (/coronavirus/usa/hawaii/)	236,151		1,334		N/A	N/A	166,788	942	3,511
46	South Dakota (/coronavirus/usa/south-dakota/)	235,882		2,805		228,002	5,075	266,636	3,171	2,011
47	Alaska (/coronavirus/usa/alaska/)	231,645		1,130		153,146	77,369	316,652	1,545	4,011
48	Maine (/coronavirus/usa/maine/)	226,150		2,064		N/A	N/A	168,240	1,535	4,711
49	Wyoming (/coronavirus/usa/wyoming/)	155,101		1,718		152,818	565	267,989	2,968	1,311
50	District Of Columbia (/coronavirus/usa/district-of-columbia/)	134,564		1,318		N/A	N/A	190,668	1,868	3,011
51	Vermont (/coronavirus/usa/vermont/)	112,364		598		103,059	8,707	180,074	958	3,311
52	Puerto Rico	473,497		4,110		259,132	210,255	139,801	1,213	3,811
53	Guam	44,573		328		41,133	3,112			411
54	United States Virgin Islands	15,398		109		15,194	95			311
55	Northern Mariana Islands	9,550		30		8,752	768			111
56	American Samoa	84				N/A	N/A			
57	Veteran Affairs	606,987		20,702		578,147	8,138			7,811
58	US Military	599,043		678		531,445	66,920			
59	Federal Prisons	68,886		294		N/A	N/A			111

60	Navajo Nation	52,218	1,646	50,191	381			4
61	Grand Princess Ship	122	7	115	0			
62	Wuhan Repatriated	3		3	0			
63	Diamond Princess Ship	46		46	0			
	Total:	80,647,343	975,150	53,500,262	26,171,931	243,646	2,946	950,5

Total Coronavirus Cases in the United States

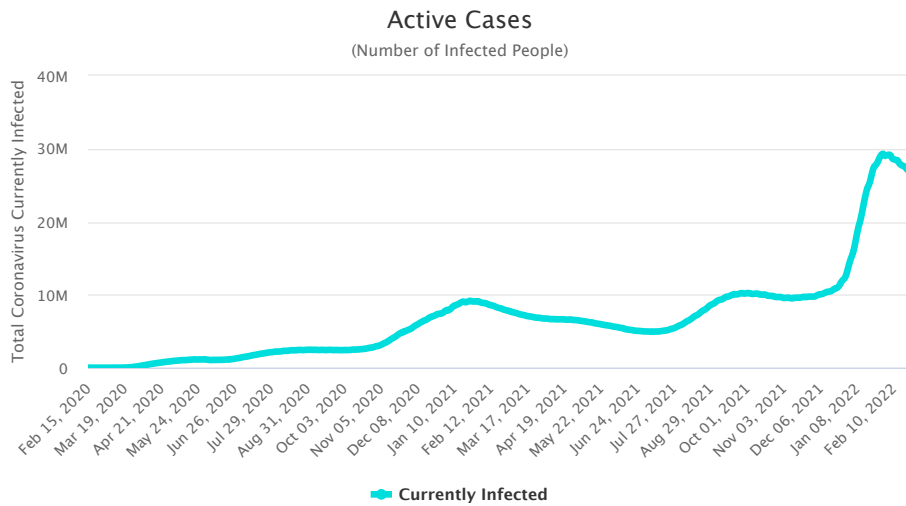


Daily New Cases in the United States

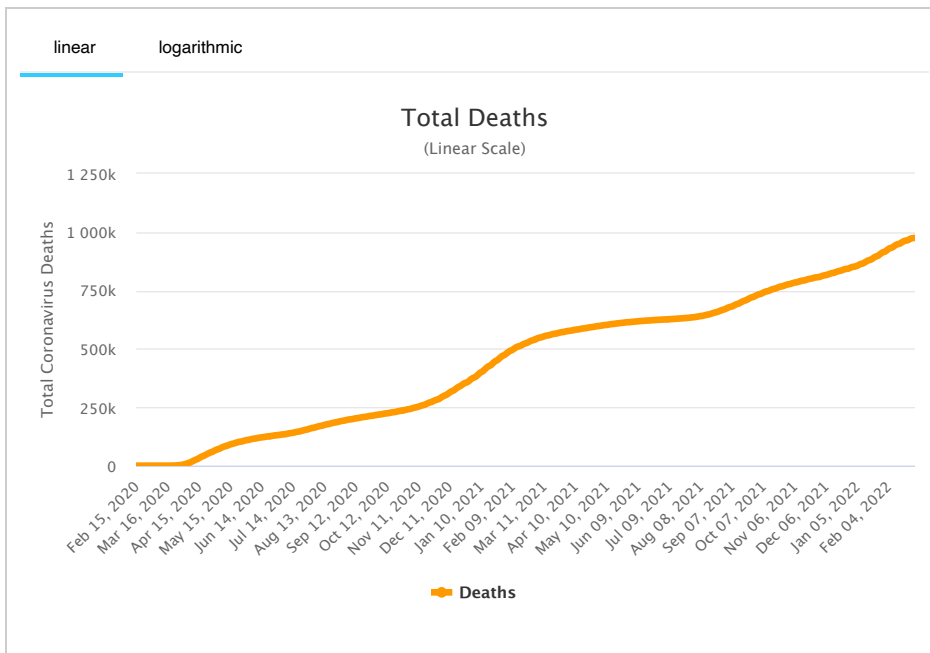


See also: [Daily Deaths Graph](#)

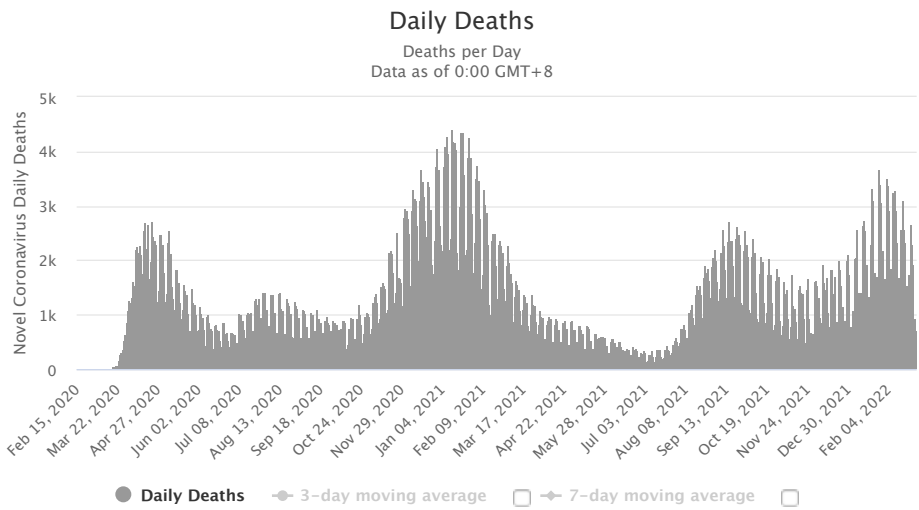
Active Cases in the United States



Total Coronavirus Deaths in the United States



Daily New Deaths in the United States



See also: [Daily Cases Graph](#)

Latest News

February 28 (GMT)

Updates

- 32,918 new cases and 710 new deaths in [the United States \(/coronavirus/country/us/\)](#)

February 27

February 26

February 25

February 24

February 23

[View More News](#)

Historical account of the initial stages of the epidemic in the United States

Content:

- First 20 cases in the United States
- Progression of first suspected cases
- Timeline of initial events
- Sources for the historical account

First 20 cases in the United States

Information collected on the first 20 domestic cases (not including repatriated cases and Diamond Princess cruise ship evacuee cases) is presented in the table below:

State	Cases	Sex	Age	Date	Case #	Location	Source
Oregon	1			Feb. 29	17 th	Washington C.	
Washington	2			Feb. 29	18, 19 th		
	1	M	30s	Jan. 21	1 st	Snohomish	[7]
Illinois	1			Mar. 1	20 th		
	1	M	60s	Jan. 30	6 th	Chicago	[12]
	1	F	60s	Jan. 24	2 nd	Chicago	[8]
California	2	unkn.	unkn.	Jan. 26	3 rd , 4 th	Orange C., L.A.	[9]
	1	M	adult	Jan. 31	7 th	Santa Clara C.	[17][18]
	1	F	unkn.	Feb. 2	9 th	Santa Clara C.	
	1	M	57	Feb. 2	10 th	San Benito C.	
	1	F	57	Feb. 2	11 th	San Benito C.	
	1		65	Feb. 28	16 th	Santa Clara C.	
	1			Feb. 21	13 th	Humboldt C.	
	1			Feb. 21	14 th	Sacramento C.	
	1			Feb. 26	15 th	[Northern California]	
Massachusetts	1	M	20s	Feb. 1	8 th	Boston	[16]
Arizona	1	unkn.	student	Jan. 26	5 th	Maricopa County	
Wisconsin	1			Feb. 5	12 th	Madison	

Patients Under Investigation (PUI) in the United States

CDC in the early stages released information regarding the number of cases and people under investigation that was updated regularly on Mondays, Wednesdays, and Fridays. Below we provide the historical reports that we were able to gather in order to track the progression in the number of suspected cases and US states involved through time in the initial stages

As of Feb. 10:

<i>Number of U.S. States with PUI</i>	<i>36</i>
Positive	12
Negative	318
Pending (specimens awaiting testing)	68
TOTAL	398

As of Feb. 7:

<i>Number of U.S. States with PUI</i>	<i>36</i>
Positive	12
Negative	225
Pending (specimens awaiting testing)	100
TOTAL	337

As of Feb. 5:

<i>Number of U.S. States with PUI</i>	<i>36</i>
Positive	11
Negative	206
Pending (specimens awaiting testing)	76
TOTAL	293

As of Feb. 3:

<i>Number of U.S. States with PUI</i>	<i>36</i>
Positive	11
Negative	167
Pending (specimens awaiting testing)	82
TOTAL	260

As of January 31:

<i>Number of U.S. States with PUI</i>	<i>36</i>
Positive	6
Negative	114
Pending (specimens awaiting testing)	121
TOTAL	241

Previously, as of January 29, there were 92 suspected cases awaiting testing.

--	--

Number of U.S. States with PUI	36
Positive	5
Negative	68
Pending (specimens awaiting testing)	92
TOTAL	165

Timeline of Events

-  On January 31, HHS declared Coronavirus a Public Health Emergency in the US (<https://www.hhs.gov/about/news/2020/01/31/secretary-azar-declares-public-health-emergency-us-2019-novel-coronavirus.html>)
As of Jan. 31, the Wuhan coronavirus is officially a public health emergency in the United States, Alex Azar, secretary of the US Department of Health and Human Services (HHS), announced at a White House press briefing.
-  On Jan. 31, the U.S. Centers for Disease Control and Prevention (CDC) **issued a federal quarantine for 14 days** affecting the 195 American evacuees from Wuhan, China. Starting Sunday, Feb. 2, U.S. citizens, permanent residents and immediate family who have visited China's Hubei province will undergo a **mandatory 14 days quarantine** and, if they have visited other parts of China, they would be screened at airports and asked to self-quarantine for 14 days. The last time the CDC had issued a quarantine was over 50 years ago in the 1960s, for smallpox.
-  President Donald Trump signed an order on Jan. 31 for the U.S. to **deny entry to foreign nationals who traveled to China** within the preceding two weeks, aside from the immediate family of U.S. citizens.
- On Jan. 30, the CDC had confirmed the **first case of person to person transmission in the U.S.:** ^[12] the husband of the Chicago, Illinois case who had returned from Wuhan, China on Jan. 13 and who tested positive for the virus on Jan. 24).
- CDC stated on Jan. 30 that "It is likely there will be more cases of 2019-nCoV reported in the U.S. in the coming days and weeks, including more person-to-person spread."^[12]
- The virus had been confirmed in **5 states**.
- On Jan. 31, **New York City** health officials vehemently denied the rumor regarding a coronavirus case in the city. ^[13] On Feb. 1, however, the city's health commissioner did report that there was a test being performed on a person under 40 who had returned from China, developed matching symptoms, and tested negative to the seasonal flu.
- Most US patients had recently visited Wuhan.**
- All of the first five U.S. cases were described as **mild**.
- A study on the first US case of novel coronavirus detailed mild symptoms followed by pneumonia (https://www.cnn.com/2020/01/31/health/washington-coronavirus-study-nejm/index.html?utm_term=link&utm_medium=social&utm_content=2020-02-01T00)

U.S. Airlines suspended ALL flights between the U.S. and China

On Friday, January 31, Delta, American and United announced they would temporarily suspend all of their mainland China flights in response to the coronavirus outbreak.^[14]

Prior to this January 31 announcement:

- UNITED AIRLINES**
on Jan. 28 had announced it would cut 24 flights between the U.S. and China for the first week of February.
- AMERICAN AIRLINES**

on Jan. 29 had announced it would suspend flights from Los Angeles to Shanghai and Beijing from Feb. 9 through March 27, 2020. It will maintain its flight schedules (10 daily A/R) from Dallas-Fort Worth to Shanghai and Beijing, as well as from Los Angeles and Dallas-Fort Worth to Hong Kong.

- **DELTA**

had not adjusted its schedule of direct flights from the U.S. to China. It is the only airline with direct flights to not take action so far.

The White House was considering issuing a ban on flights between the United States and China, as of late Jan. 28^[11]. Italy has announced on January 31 that it was suspending all flights to and from China following the first 2 cases of coronavirus in Italy.

Travel Alert: Do Not Travel to China

- The U.S. State Department on January 30 issued a **Level 4: Do Not Travel to China Alert** (<https://travel.state.gov/content/travel/en/traveladvisories/traveladvisories/china-travel-advisory.html>) ^[4] (the highest level of alert).
- Previously, on January 29, the advisory was set at a lower "Level 3: Reconsider Travel" advising not to travel to Hubei Province: (Level 4) and reconsider travel to the remainder of China (Level 3).
- The CDC on Jan. 28 issued a Level 3 Warning (<https://wwwnc.cdc.gov/travel/notices/warning/novel-coronavirus-china>), recommending that travelers **avoid all nonessential travel to China** ^[5].

Screening incoming passengers at 20 airports in the U.S.

On January 17, the CDC announced that 3 airports in the United States would begin screening incoming passengers from China: SFO, JFK, and LAX ^[6] Other 2 airports were added subsequently, and on January 28, the U.S. Department of Health and Human Services (HHS) announced that 15 additional U.S. airports (bringing the total to 20) would begin screening incoming travelers from China.

Below is the complete list of airports where screening for the 2019 Novel Coronavirus (2019-nCoV) is in place:

- Los Angeles International (LAX)
- San Francisco International (SFO)
- Chicago O'Hare
- New York JFK
- Atlanta Hartsfield-Jackson International
- Houston George Bush Intercontinental
- Dallas-Fort Worth International
- San Diego International
- Seattle-Tacoma International
- Honolulu International
- Anchorage Ted Stevens International
- Minneapolis-St. Paul International
- Detroit Metropolitan
- Miami International
- Washington Dulles International

- Philadelphia International
- Newark Liberty International
- Boston Logan International
- El Paso International
- Puerto Rico's San Juan Airport

Sources for the historical account

1. Novel Coronavirus (2019-nCoV) situation reports (<https://www.who.int/emergencies/diseases/novel-coronavirus-2019/situation-reports/>) - World Health Organization (<https://www.who.int/>) (WHO)
2. 2019 Novel Coronavirus (2019-nCoV) in the U.S (<https://www.cdc.gov/coronavirus/2019-ncov/cases-in-us.html>) - U.S. Centers for Disease Control and Prevention (<https://www.cdc.gov/>) (CDC)
3. Symptoms of Novel Coronavirus (2019-nCoV) (<https://www.cdc.gov/coronavirus/2019-ncov/about/symptoms.html>) - CDC
4. China Travel Advisory (<https://travel.state.gov/content/travel/en/traveladvisories/traveladvisories/china-travel-advisory.html>) - U.S. State Department, accessed January 31, 2020.
5. Novel Coronavirus in China - Warning - Level 3, Avoid Nonessential Travel (<https://wwwnc.cdc.gov/travel/notices/warning/novel-coronavirus-china>) - CDC, January 28, 2020.
6. Public Health Screening to Begin at 3 U.S. Airports for 2019 Novel Coronavirus ("2019-nCoV") (<https://www.cdc.gov/media/releases/2020/p0117-coronavirus-screening.html>) - CDC January 17, 2020
7. First Travel-related Case of 2019 Novel Coronavirus Detected in United States (<https://www.cdc.gov/media/releases/2020/p0121-novel-coronavirus-travel-case.html>) - CDC, January 21, 2020
8. Second Travel-related Case of 2019 Novel Coronavirus Detected in United States (<https://www.cdc.gov/media/releases/2020/p0124-second-travel-coronavirus.html>) - CDC, January 24, 2020
9. CDC confirms additional cases of 2019 Novel Coronavirus in United States (<https://www.cdc.gov/media/releases/2020/s0126-coronavirus-new-cases.html>) - CDC, January 26, 2020
10. 2019 Novel Coronavirus (2019-nCoV) in the U.S. (<https://www.cdc.gov/coronavirus/2019-ncov/cases-in-us.html>) - CDC, Updated January 29, 2020
11. White House considers ban on flights to China amid coronavirus outbreak (<https://eu.usatoday.com/story/travel/news/2020/01/28/white-house-considers-ban-china-flights-amid-coronavirus-outbreak/4602839002/>) - USA Today, Jan. 28, 2020
12. CDC Confirms Person-to-Person Spread of New Coronavirus in the United States (<https://www.cdc.gov/media/releases/2020/p0130-coronavirus-spread.html>) - CDC Press Release, Jan. 30, 2020
13. NYC Officials Deny Report Of Coronavirus Amid Confusion (<https://www.forbes.com/sites/sergeiklebnikov/2020/01/31/nyc-officials-deny-report-of-coronavirus-amid-confusion/#351e47b5652c>) - Forbes, Jan. 31, 2020
14. Delta, American, United to suspend all China mainland flights as coronavirus crisis grows (<https://eu.usatoday.com/story/travel/2020/01/31/coronavirus-china-flight-ban-delta-cuts-all-flights-white-house/4620989002/>) - USA Today, Jan. 31, 2020
15. Secretary Azar Declares Public Health Emergency for United States for 2019 Novel Coronavirus (<https://www.hhs.gov/about/news/2020/01/31/secretary-azar-declares-public-health-emergency-us-2019-novel-coronavirus.html>) - U.S. Department of Health and Human Services (HHS), Jan. 31, 2020
16. Man returning from Wuhan, China is first case of 2019 Novel Coronavirus confirmed in Massachusetts (<https://www.mass.gov/news/man-returning-from-wuhan-china-is-first-case-of-2019-novel-coronavirus-confirmed-in>) - Massachusetts Department of Public Health, Feb. 1, 2020
17. County of Santa Clara Public Health Department Reports First Case of Novel (new) Coronavirus (<https://www.sccgov.org/sites/phd/news/Pages/novel-coronavirus-1-31-2020.aspx>) - Santa Clara County Public Health, Jan. 31, 2020
18. Coronavirus: First case confirmed in Santa Clara County (<https://www.mercurynews.com/2020/01/31/santa-clara-coronavirus/>) - Mercury News, Jan. 31, 2020

worldometer (/)

[about \(/about/\)](#) | [faq \(/faq/\)](#) | [languages \(/languages/\)](#) | [contact \(/contact/\)](#) | [report coronavirus cases \(/report_us/\)](#)

 ([newsletter-subscribe/](#))  (<https://twitter.com/Worldometers>)  (<https://www.facebook.com/Worldometers.info>)

© Copyright Worldometers.info - All rights reserved - [Disclaimer & Privacy Policy \(/disclaimer/\)](#)